




Club Health Assessment for District 5M 8 through November 2025

			Status	Membership						Reports				Finance	LCIF	
Club Number	Club Name	Charter Date	Times in Status Quo in Past 2 Years	Current Member Count **	YTD Members Added	YTD Members Dropped	YTD Net Growth% ***	Member Count 1 Year Ago	Dropped Members Avg.Length of Service	Months Since Membership Update	Current Officers Reported ****	Current President Repeated Term	VP Reported *****	Last Date Reported Service (mm/yyyy)	Account Balance	YTD Donations
Clubs less than two years old																
182006	Central Minnesota Citizens Police Academy	05/01/2025	Active	18	3	0	20.00%	0		4	Y	2	R	11/2025		
157641	Pine County Northern Lights Lions	04/04/2024	Active	31	2	0	6.90%	27		3	Y		N	11/2025		
182707	Stearns County Heartland Champions	06/13/2025	Active	24	5	1	20.00%	0	0	0	Y	2	N	11/2025		\$50.00
Clubs more than two years old																
3131	ALBANY Exc Award (06/30/2018)	03/07/1950	Active	58	0	1	-1.69%	57	48	2	Y		N	06/2025		
3135	AVON Exc Award (06/30/2018)	04/20/1966	Active	75	0	2	-2.60%	79	43	0	Y		N	11/2025		
140179	Avon Hills Exc Award (06/30/2022)	11/18/2019	Active	22	2	2	0.00%	23	2	1	Y		N	10/2025		\$750.00
3136	BELGRADE Exc Award (06/30/2017, 06/30/2018)	09/21/1960	Active	40	0	1	-2.44%	40	2	0	Y	3	R	10/2025		
46810	BROWERVILLE	01/20/1987	Active	30	2	1	3.45%	30	35	0	Y		N	06/2025	90+ Days	
102392	BUCKMAN AREA Exc Award (06/30/2018)	06/11/2008	Active	10	0	0	0.00%	10		1	Y	15	R	10/2025		
3142	COLD SPRING Exc Award (06/30/2017)	05/03/1945	Active	27	2	0	8.00%	25		1	Y			11/2025		\$50.00
62345	COLD SPRING HOME PRIDE Exc Award (06/30/2017, 06/30/2018, 06/30/2023, 06/30/2024, 06/30/2025)	09/13/1999	Active	35	1	4	-7.89%	40	16	0	N			11/2025		\$840.00
82969	DUELM AREA Exc Award (06/30/2018, 06/30/2022)	06/30/2004	Active	58	1	4	-4.92%	60	12	2	Y		N	11/2025		\$90.00
2901	EAGLE BEND Exc Award (06/30/2018)	04/17/1973	Active	18	0	0	0.00%	20		5	N	None		11/2025		
3145	EDEN VALLEY Exc Award (06/30/2017, 06/30/2018)	10/24/1967	Active	52	5	1	8.33%	41	3	1	Y		N	10/2025		
88584	FARMING Exc Award (06/30/2018, 06/30/2024)	06/09/2005	Active	32	0	0	0.00%	33		4	Y		N	11/2025		\$100.00
42524	FINLAYSON & GIESE L C	04/29/1983	Active	25	1	0	4.17%	22		4	N			08/2025	90+ Days	




Club Health Assessment for District 5M 8 through November 2025

			Status	Membership						Reports				Finance	LCIF	
Club Number	Club Name	Charter Date	Times in Status Quo in Past 2 Years	Current Member Count **	YTD Members Added	YTD Members Dropped	YTD Net Growth% ***	Member Count 1 Year Ago	Dropped Members Avg.Length of Service	Months Since Membership Update	Current Officers Reported ****	Current President Repeated Term	VP Reported *****	Last Date Reported Service (mm/yyyy)	Account Balance	YTD Donations
Exc Award (06/30/2018, 06/30/2019)																
3147	FOLEY	03/11/1958	Active	39	0	3	-7.14%	41	11	3	Y	2	R	10/2025		
Exc Award (06/30/2018, 06/30/2024)																
3148	FREEPORT	04/08/1965	Active	45	0	2	-4.26%	49	23	0	Y		N	11/2025		
Exc Award (06/30/2017, 06/30/2018, 06/30/2019)																
29076	GRASSTON	04/08/1974	Active	16	0	0	0.00%	17		7	Y	2	R	08/2025		
Exc Award (06/30/2018)																
31237	GREENWALD	10/07/1975	Active	28	0	0	0.00%	28		0	Y	2	R	11/2025		\$500.00
Exc Award (06/30/2018, 06/30/2023)																
36793	GREY EAGLE-BURTRUM	03/30/1979	Active	29	0	8	-21.62%	39	20	1	Y		N	11/2025		
Exc Award (06/30/2018)																
2854	HINCKLEY	01/24/1972	Active	28	0	0	0.00%	29		6	Y		N	11/2025		
Exc Award (06/30/2018)																
30710	HOLDINGFORD	05/19/1975	Active	28	0	2	-6.67%	31	2	1	Y		N	06/2025		\$1,000.00
Exc Award (06/30/2017)																
2856	ISLE	01/11/1971	Active	50	1	5	-7.41%	52	10	0	Y	3	R	10/2025	90+ Days	
Exc Award (06/30/2019)																
40095	KIMBALL	06/18/1981	Active	52	0	3	-5.45%	49	15	1	Y		N	11/2025	90+ Days	
Exc Award (06/30/2018)																
45064	LAKE HENRY	06/13/1985	Active	21	0	0	0.00%	25		5	Y		N	10/2025		
89654	LE SAUK TOWNSHIP AREA	11/17/2005	Active	24	0	2	-7.69%	31	5	1	Y		N	11/2025		
Exc Award (06/30/2018)																
55966	LINCOLN SCANDIA VALLEY TOWNSHP	07/05/1994	Active	44	2	3	-2.22%	42	5	0	Y		N	11/2025		\$100.00
Exc Award (06/30/2018, 06/30/2019)																
2857	LITTLE FALLS	01/30/1922	Active	36	0	0	0.00%	40		0	Y		N	11/2025		
Exc Award (06/30/2018)																
58677	LITTLE FALLS DANDEE	09/05/1996	Active	25	0	3	-10.71%	27	17	1	Y	2	N	11/2025		
Exc Award (06/30/2018)																
45559	LITTLE FALLS LINDBERGH	12/18/1985	Active	23	0	0	0.00%	23		7	Y	2	R	11/2025		
Exc Award (06/30/2025)																
2919	LONG PRAIRIE	01/11/1954	Active	48	1	0	2.13%	49		4	Y		N	11/2025	90+ Days	
Exc Award (06/30/2018)																



Club Health Assessment for District 5M 8 through November 2025

			Status	Membership						Reports				Finance		LCIF
Club Number	Club Name	Charter Date	Times in Status Quo in Past 2 Years	Current Member Count **	YTD Members Added	YTD Members Dropped	YTD Net Growth% ***	Member Count 1 Year Ago	Dropped Members Avg.Length of Service	Months Since Membership Update	Current Officers Reported ****	Current President Repeated Term	VP Reported *****	Last Date Reported Service (mm/yyyy)	Account Balance	YTD Donations
43327	LUXEBURG	01/31/1984	Active	32	0	0	0.00%	32		5	Y	2	N	11/2025		
	Exc Award (06/30/2018)															
3157	MELROSE	03/19/1958	Active	36	0	0	0.00%	39		5	Y	2	N	09/2025		
154467	Milaca Area	06/13/2023	Active	25	0	0	0.00%	26		8	N		N	06/2025		
2860	MORA	06/24/1958	Active	53	0	1	-1.85%	54	12	1	Y		N	11/2025		
	Exc Award (06/30/2018, 06/30/2019, 06/30/2024)															
2861	MOTLEY	12/16/1971	Active	20	1	1	0.00%	21	2	1	Y	3	N	11/2025	90+ Days	\$1,000.00
40353	NEW MUNICH	09/28/1981	Active	24	2	0	9.09%	21		1	Y	2	R	11/2025		\$500.00
31419	OGILVIE	12/15/1975	Active	21	2	0	10.53%	19		1	Y		N	08/2025	90+ Days	
	Exc Award (06/30/2018)															
34814	ONAMIA	12/27/1977	Active	23	0	0	0.00%	23		5	Y	2	N	10/2025		
	Exc Award (06/30/2018)															
3163	PAYNESVILLE	09/03/1946	Active	57	2	3	-1.72%	59	14	0	Y		N	11/2025	90+ Days	
	Exc Award (06/30/2017, 06/30/2022, 06/30/2024)															
2864	PIERZ	05/05/1964	Active	64	0	1	-1.54%	68	33	3	Y		R	11/2025		
2865	PINE CITY	01/25/1966	Active	42	1	0	2.44%	39		2	Y	2	N	08/2025		
53682	PINE CITY PINE AREA	09/17/1992	Active	37	2	2	0.00%	36	1	0	Y		R	11/2025		
	Exc Award (06/30/2016, 06/30/2017, 06/30/2018)															
2866	PRINCETON	10/23/1952	Active	67	2	0	3.08%	66		1	Y		N	10/2025		\$250.00
	Exc Award (06/30/2016, 06/30/2017, 06/30/2018, 06/30/2023)															
78167	RAMEY MORRILL AREA	01/30/2004	Active	18	0	0	0.00%	18		6	Y	2	R	11/2025		
	Exc Award (06/30/2018)															
45482	RANDALL CUSHING AREA L C	11/11/1985	Active	19	0	0	0.00%	21		7	N			02/2025		
37768	RICE	12/04/1979	Active	40	0	0	0.00%	41		6	Y	2	R	08/2025		
	Exc Award (06/30/2018)															
3164	RICHMOND	10/07/1964	Active	57	0	0	0.00%	58		6	Y		N	08/2025		
	Exc Award (06/30/2018)															
2868	ROCK CREEK	06/29/1972	Active	58	2	0	3.57%	61		0	Y		N	09/2025		
	Exc Award (06/30/2018)															




Club Health Assessment for District 5M 8 through November 2025

			Status	Membership						Reports				Finance	LCIF		
Club Number	Club Name	Charter Date	Times in Status Quo in Past 2 Years	Current Member Count **	YTD Members Added	YTD Members Dropped	YTD Net Growth% ***	Member Count 1 Year Ago	Dropped Members Avg.Length of Service	Months Since Membership Update	Current Officers Reported ****	Current President Repeated Term	VP Reported *****	Last Date Reported Service (mm/yyyy)	Account Balance	YTD Donations	
31650	ROCKVILLE	02/11/1976	Active	40	2	2	0.00%	40	1	0	Y	2		07/2025	90+ Days	\$2,000.00	
	Exc Award (06/30/2016)																
36372	ROYALTON	12/28/1978	Active	41	1	1	0.00%	39	27	2	Y		N	11/2025			
3165	SAINT CLOUD	07/18/1927	Active	40	5	1	11.11%	36	50	0	Y			11/2025			
2869	SANDSTONE	11/02/1962	Active	35	1	5	-10.26%	42	5	1	Y		N	11/2025		\$1,000.00	
	Exc Award (06/30/2016)																
59993	SANDSTONE QUARRY	10/08/1997	Active	32	1	1	0.00%	33	28	0	Y		IP	11/2025		\$50.00	
	Exc Award (06/30/2018)																
3169	SARTELL	10/27/1965	Active	24	0	0	0.00%	23		6	Y			05/2025			
	Exc Award (06/30/2018, 06/30/2024)																
3171	SAUK RAPIDS	09/13/1929	Active	32	2	1	3.23%	33	9	0	Y		N	11/2025		\$235.00	
	Exc Award (06/30/2016, 06/30/2017)																
61679	SAUK RAPIDS RIVERSIDE	03/26/1999	Active	58	1	17	-21.62%	75	8	0	Y			11/2025			
	Exc Award (06/30/2018, 06/30/2022, 06/30/2023)																
121348	Sauk Rapids Tinville	02/17/2014	Active	51	0	0	0.00%	51		14	N	None		09/2024			
	Exc Award (06/30/2018)																
46611	SOBIESKI	10/28/1986	Active	59	0	4	-6.35%	64	9	0	Y		N	09/2025			
43204	ST AUGUSTA	12/05/1983	Active	43	0	0	0.00%	46		5	Y	2		11/2025			
3166	ST CLOUD METRO	09/17/1973	Active	44	2	1	2.33%	43	11	1	Y		N	09/2025			
	Exc Award (06/30/2017, 06/30/2018)																
3167	ST JOSEPH	02/25/1964	Active	56	5	1	7.69%	49	12	0	Y		N	11/2025		\$2,000.00	
	Exc Award (06/30/2018)																
62793	ST JOSEPH Y2K	02/21/2000	Active	32	2	5	-8.57%	34	16	1	Y		N	11/2025			
	Exc Award (06/30/2016, 06/30/2018, 06/30/2024)																
41820	ST MARTIN	09/20/1982	Active	32	1	0	3.23%	30		1	Y		N	11/2025			
	Exc Award (06/30/2017, 06/30/2018, 06/30/2023)																
40990	ST ROSA	03/08/1982	Active	27	0	0	0.00%	28		3	Y		N	11/2025			
	Exc Award (06/30/2018)																
3168	ST STEPHEN	06/30/1972	Active	32	1	0	3.23%	32		3	Y	2	N	04/2025		\$50.00	
	Exc Award (06/30/2018)																



Club Health Assessment for District 5M 8 through November 2025

				Status						Membership					Reports				Finance		LCIF
Club Number	Club Name	Charter Date		Times in Status Quo in Past 2 Years	Current Member Count **	YTD Members Added	YTD Members Dropped	YTD Net Growth% ***	Member Count 1 Year Ago	Dropped Members Avg.Length of Service	Months Since Membership Update	Current Officers Reported ****	Current President Repeated Term	VP Reported *****	Last Date Reported Service (mm/yyyy)	Account Balance	YTD Donations				
54578	STAPLES 93	06/11/1993		Active	35	2	0	6.06%	35		0	Y		N	11/2025		\$570.00				
	Exc Award (06/30/2019, 06/30/2023)																				
2936	STAPLES HOST	12/12/1938		Active	59	1	3	-3.28%	62	18	1	Y		N	11/2025		\$150.00				
	Exc Award (06/30/2016, 06/30/2017, 06/30/2018, 06/30/2024)																				
34498	STURGEON LAKE	10/24/1977		Active	44	2	2	0.00%	40	18	0	Y		N	11/2025						
	Exc Award (06/30/2018)																				
2870	SWANVILLE	12/10/1951		Active	122	2	3	-0.81%	126	8	0	Y		N	11/2025						
	Exc Award (06/30/2018)																				
2872	UPSALA	12/07/1967		Active	26	0	0	0.00%	26		4	Y			09/2025						
	Exc Award (06/30/2018)																				
3175	WATKINS	10/15/1973		Active	40	1	1	0.00%	40	2	2	Y	2	R	08/2025						
Current Total Clubs Count	YTD New Clubs Count	YTD Cancelled Clubs Count	YTD Net Club Gain	Current Total Members Count	YTD Add	YTD Drop	YTD Net Growth	YTD Net Growth %	Member Count 12 Months Ago	Average Member Count Per Club	% of Clubs with less than 20 members	% No Officer Report in 12 Months	% of Clubs with balance 90+ days	Number of Clubs in Status Quo	% Status Quo Clubs in Financial Suspension	Number of Cancelled Clubs	Average Cancelled Club Age	Members Lost Due to Cancellation	% of Clubs Cancelled for Non-Financial Reasons		
73	0	0	0	2,788	74	104	-30	-1.06%	2,808	38	8%	3%	12%	0	0%	0	0	0	0%		

* - P - Priority Club. Cancellation Reasons: 1-Objectives/conduct, 2-Non-active club, 5-Non-existing club, 6-Disbanding, 7-Merger, 8-Financial Suspension, 9-District/Multiple District Dues.

** Red denotes below 15 active members.

*** Red denotes 20% + loss.

**** Y - all 3 (President, Secretary, Treasurer) club officers reported, N - not all 3 reported.

***** Abbreviation: N-New, IP-Immediate Past, R-Repeat.